

Panda Workbook

熊猫练习册

2

二

ANSWERS


答案版



Beyond the Panda  
熊猫后续




## The habitats



mountain




desert



river



grassland




mixed forest



rainforest

The giant panda's habitat is now in small separate areas mainly across mountains and mixed forest. A good way to describe where the giant pandas live is in mountain bamboo forests.



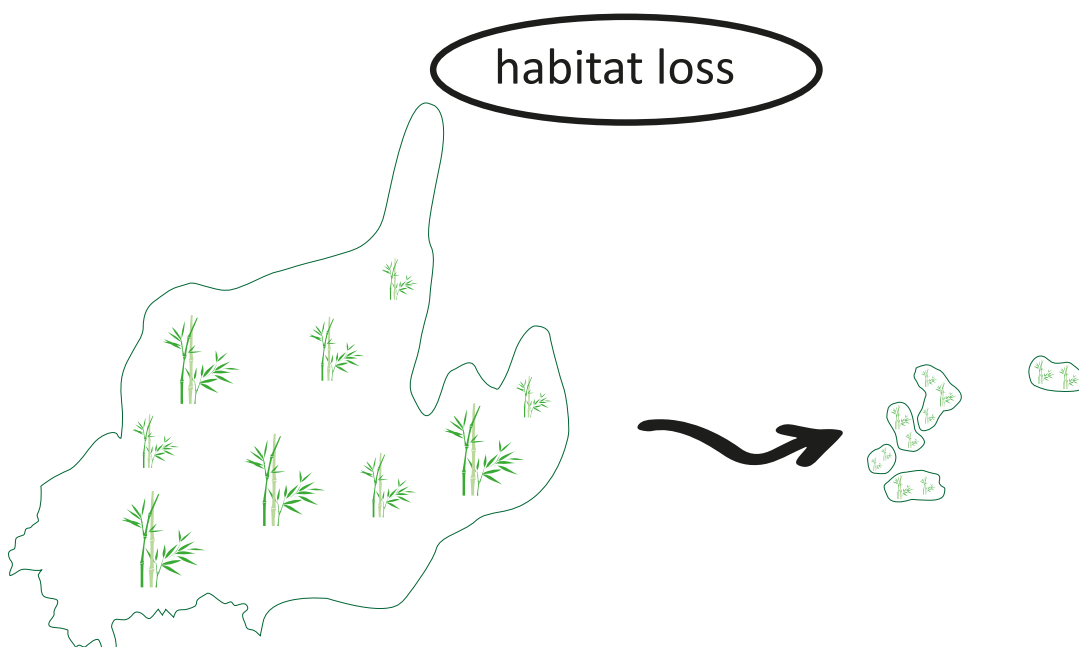
The two habitats are

**mountain**

**mixed forest**

The giant panda's main threat is **habitat loss**. The large white area has been lost over years because of towns, cities, roads, clearing of forests, farmland etc.

In the past giant pandas were also hunted. Pollution and climate change will also affect the giant pandas.



国

country

中

middle

英

brave

zhōng guó

中国

middle country - China

yīng guó

英国

brave country - UK

shān

山

mountain

shā

沙

sand

hé

河

river

cǎo

草

grass

lín

林

forest

yǔ

雨

rain

Note - For answers to the Panda Game see separate booklet – Panda Game ANSWERS


The rhizome is an underground stem, which spreads and sprouts new bamboo shoots.



leaf

yè


叶



stem

jīng gàn

茎干



node

jīng jié

茎节



shoot

zhú sǔn

竹笋



an underground stem



rhizome

gēn zhuàng jīng

根状茎



root


gēn

根

**Skeleton B** is the giant panda hand. It looks like it has 6 fingers but giant pandas actually have 5 fingers and an overgrown wrist bone that acts like a thumb. This helps them grip their bamboo.

**Skull A** is the giant panda. Giant pandas are bears and do eat a little meat in the wild. They have incisors (biting teeth), canines (killing teeth) and large chewing molars (back teeth) to chew through the bamboo.

Skull B is the black bear. Black bears have incisors, canines and sharp slicing molars (back teeth) to slice through meat.



Giant pandas need trees to climb; a cave or some shelter; rocks and bushes for cover; water to bathe and bamboo for food.

chí táng

池塘

pond

shù

树

tree

dòng xué

洞穴

cave

shí tou

石头

rock

ǎi shù cóng

矮树丛

bush

zhú zi

竹子

bamboo

The **newborn** giant panda is pink and only about 15cm long.

After about 15 days, **black** and white markings appear.

When the baby is about one **month** old, it starts to look more like a giant panda.

The young giant panda learns from **climbing** and playing.

When the giant panda is about 18 months to 2 years old, it is time to leave **mum**.

Adult giant pandas will start to have **babies** when they are between 5 and 7 years old.

**mum   month   babies   newborn   black   climbing**