

# Science in the Language Class

Der Schwarzstorch

How to Play

# Black Stork Game

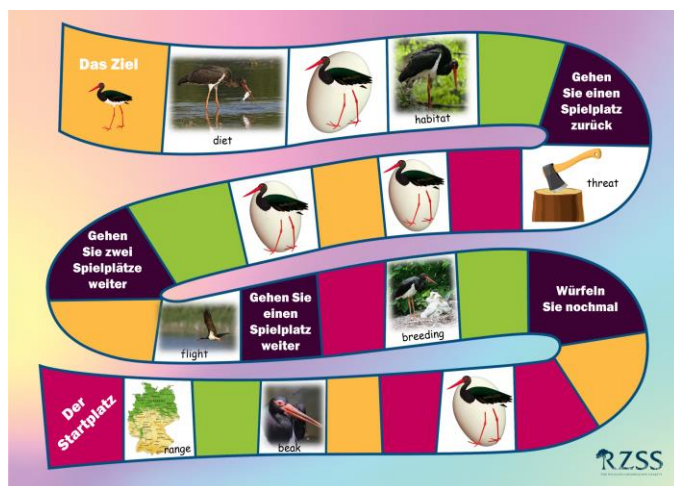
This board game is designed for learning about the range, diet, habitat, biology, threats and breeding of the black stork. The black stork's egg cards add a fun element which use various language & literacy skills.

## Contents:

- Black stork game board
- Question & answer cards
- Black stork egg cards

## Requirements (*not included*):

- dice
- 6 x playing pieces



## How to play:

- Each player chooses a colour playing piece.
- Each player takes it in turn to roll the dice and move the relevant number of spaces.
- Follow any instructions which are given on the game board.

If a player lands on the question card squares, the player looks up the relevant topic (range, beak, breeding, flight, threat, habitat and diet) from the question cards. The player reads out the question on the card. All players discuss. The player can then turn over to find the answer and some additional information.

If a player lands on the black stork's egg squares, the player has to pick one of the egg cards. Follow the instructions on the egg card, then mix the card back randomly into the set of four. These cards are designed to be used a number of times. Answers for the egg cards have to be in German, some of them are also designed to follow an order. The egg cards are a fun way to reinforce colours, weather, directions and body parts in German. You can also relate them to the black stork – for example, notice the rainbow of colours on the black stork around the neck; the different weather in their habitat and the parts of their body.

Blank squares are useful for the teacher to ensure all the activities in the game are covered. Use these squares as 'chance' squares and make up scenarios in order to move on to squares you want the pupil to go. For example, '*name the colour of this square in German and you can move on (or move back) 'x' squares*'. Alternatively for a quicker game, blank squares can just mean blank squares.

Sample answers are provided on the following pages.

## Black Stork Game (continued)


die Farben / die Regenbogenfarben

red	rot
orange	orange
yellow	gelb
green	grün
blue	blau
indigo	indigoblau
violet	lila / violett



# Black Stork Game (continued)

## das Wetter

It is sunny.	Es ist sonnig.	
It is cloudy.	Es ist wolkig.	
It is raining.	Es regnet.	
It is snowing.	Es schneit.	
There is thunder and lightning.	Es donnert und blitzt.	

## die Jahreszeiten

spring	der Frühling
summer	der Sommer
autumn	der Herbst
winter	der Winter


## die Temperatur

It is warm.	Es ist warm.
It is hot.	Es ist heiß.
It is cold.	Es ist kalt.
It is freezing.	Es ist eiskalt.

## Black Stork Game (continued)

die Richtungen

north	Nord / im Norden
northeast	Nordost
east	Ost / im Osten
southeast	Südost
south	Süd / im Süden
southwest	Südwest
west	West / im Westen
northwest	Nordwest



# Black Stork Game

## die Körperteile

head	der Kopf
eye	das Auge
ear	das Ohr
nose	die Nase
beak	der Schnabel
claw	die Kralle
wing	der Flügel
leg	das Bein
feather	die Feder

