

# Science in the Language Class

La lince europea

How to play and answers

# European Lynx Game

This board game is designed for learning about the range, diet, habitat, biology, threats and breeding of the European lynx. The lynx pawprint cards add a fun element which use various language & literacy skills.

## Contents:

European lynx game board  
Question & answer cards  
Lynx pawprint cards

## Requirements (*not included*):

dice  
6 x playing pieces



## How to play:

Each player chooses a colour playing piece.

Each player takes it in turn to roll the dice and move the relevant number of spaces.

Follow any instructions which are given on the game board.

If a player lands on the question card squares, the player looks up the relevant topic (range, ear tufts, breeding, adaptations, threats, diet and habitat) from the tabbed question cards. The player reads out the question on the card. All players discuss. The player can then turn over to find the answer and some additional information.

If a player lands on the lynx pawprint squares, the player has to pick one of the pawprint cards. Follow the instructions on the pawprint card, then mix the card back randomly into the set of four. These cards are designed to be used a number of times. Answers for the pawprint cards have to be in Italian, some of them are also designed to follow an order. The pawprint cards are a fun way to reinforce and revise colours, weather, directions and body parts in Italian.

Blank squares are useful for the teacher to ensure all the activities in the game are covered. Use these squares as 'chance' squares and make up scenarios in order to move on to squares you want the pupil to go. For example, '*name the colour of this square in Italian and you can move on (or move back) 'x' squares*'. Alternatively for a quicker game, blank squares can just mean blank squares.

Sample answers are provided on the following pages.

## European Lynx Game (continued)

colours – i colori



red	rosso
orange	arancione
yellow	giallo
green	verde
blue	azzurro
indigo	indaco
violet	viola



I colori dell'arcobaleno

## European Lynx Game (continued)

### weather – il tempo

It is sunny.	c'è il sole	
It is cloudy.	è nuvoloso	
It is raining.	piove	
It is snowing.	nevica	
There is thunder and lightning.	tuona e lampeggia	

### seasons – le stagioni

spring	primavera
summer	estate
autumn	autunno
winter	inverno


### temperature – la temperatura

It is warm.	fa caldo
It is hot.	è torrido / fa caldissimo
It is cold.	fa freddo
It is freezing.	gela / fa freddissimo

## European Lynx Game (continued)

directions – le direzioni

north	nord
northeast	nord-est
east	est
southeast	sud-est
south	sud
southwest	sud-ovest
west	ovest
northwest	nord-ovest



# European Lynx Game

## Parts of the body – Le parti del corpo

head	la testa
eye	l'occhio
ear	l'orecchio
nose	il naso
mouth	la bocca
teeth	i denti
hair	i capelli
leg	la gamba
paw	la zampa
fur	il pelo
tail	la coda
claw	l'artiglio

