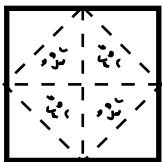
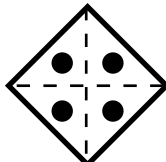


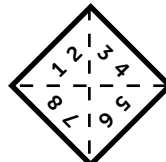
Print and make your own trick or treat game!



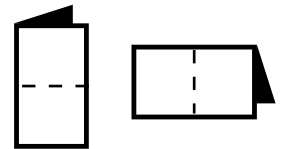
Write or draw in your own trick or treats in the boxes, and cut out round the black square.



Turn your square printed size down, and fold each corner into the centre following the dotted lines.



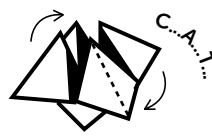
Turn your square over so you have the trick or treats facing you, and fold the corners to the centre again.




Fold in half top to bottom, open that fold and then fold in half side to side.



Put your fingers under the flaps and open your game out into the 3D shape!



Ask a friend to pick an animal, open and close the game in each direction while you spell its name.



Your friend then chooses a number, and you can open the flap to see if they have a trick or treat!