

# Art 美术

1 Look at the 5 picture cards of the giant panda and match to the correct art style cards. Use the character chart to help with the translations.

2 From the list of features below, which can be achieved using each style:



|             |               |
|-------------|---------------|
| contrast    | texture       |
| fine lines  | shadows       |
| sharp lines | colour        |
| depth       | thick strokes |
| 3D effects  | thin strokes  |

3 There are many other art styles. Draw a giant panda in a style of your choice. Label your drawing 大熊猫 dà xióng māo (giant panda).



# 大熊猫




# 大熊猫



# 大熊猫



# 大熊猫



# 大熊猫



© Suzanne Rae, Art Stamped



collage

zhān tiē huà  
粘贴画

pen

cǎi bǐ huà  
彩笔画

pencil

qiān bǐ huà  
铅笔画

water  
colour

shuǐ cǎi huà  
水彩画

brush  
painting

máo bǐ huà  
毛笔画

## Character chart

|            |          |    |
|------------|----------|----|
| colour     | cǎi      | 彩  |
| drawing    | huà      | 画  |
| hair       | máo      | 毛  |
| lead       | qiān     | 铅  |
| pen        | bǐ       | 笔  |
| water      | shuǐ     | 水  |
| to glue to | zhān tiē | 粘贴 |